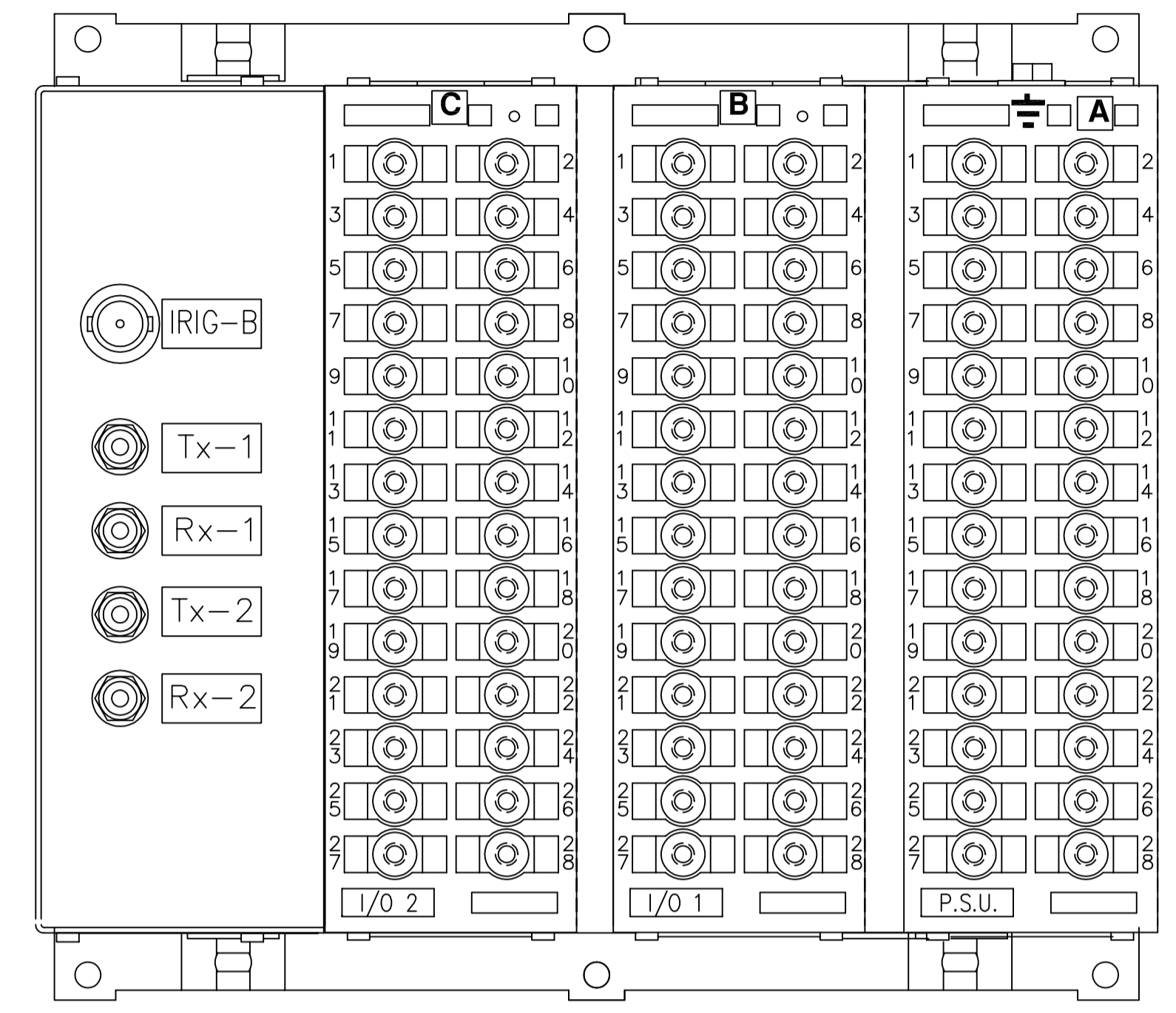
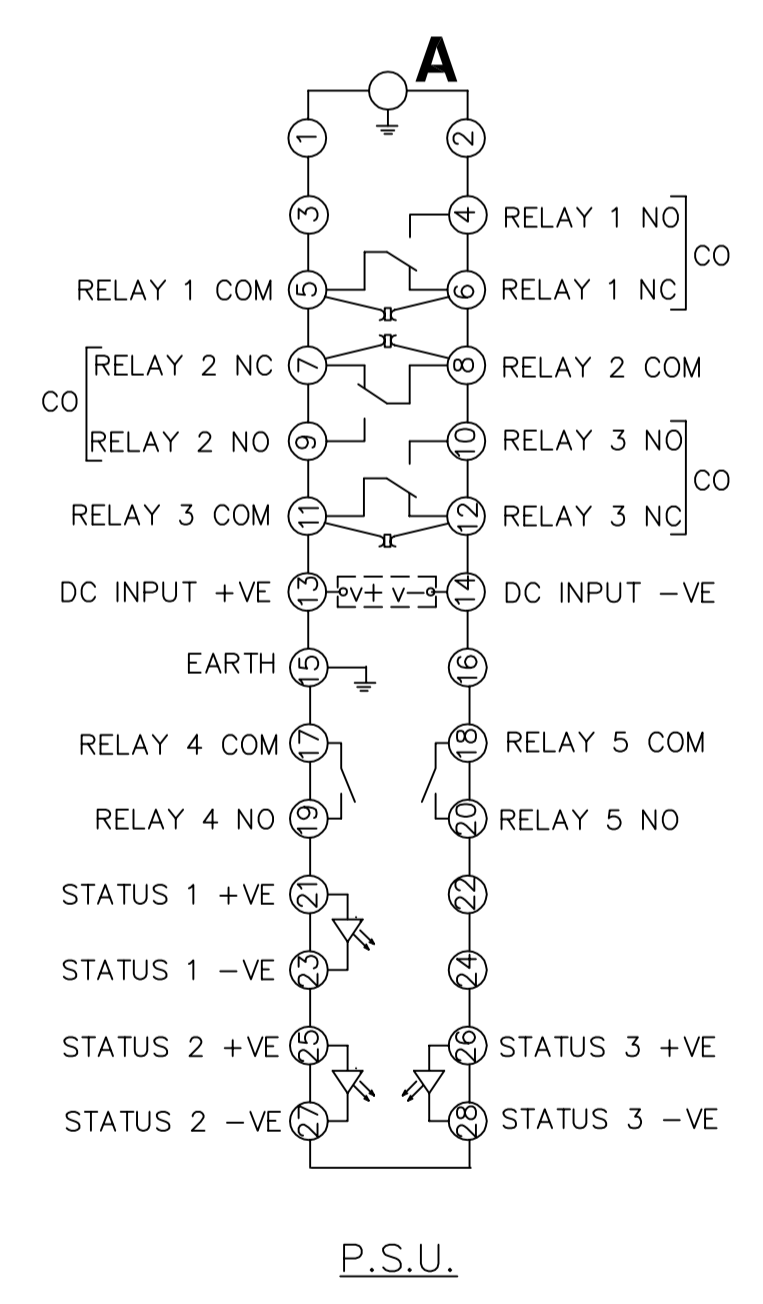
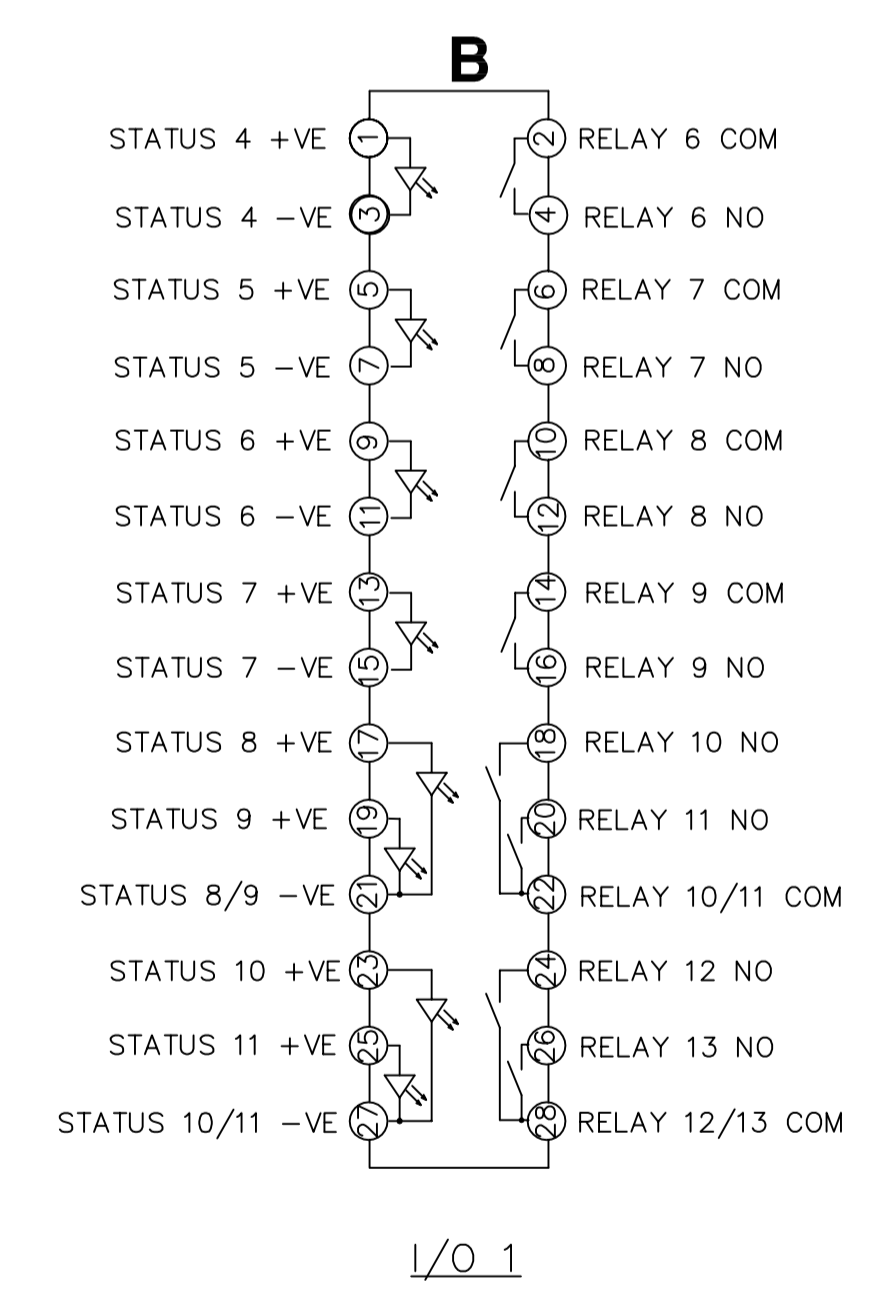
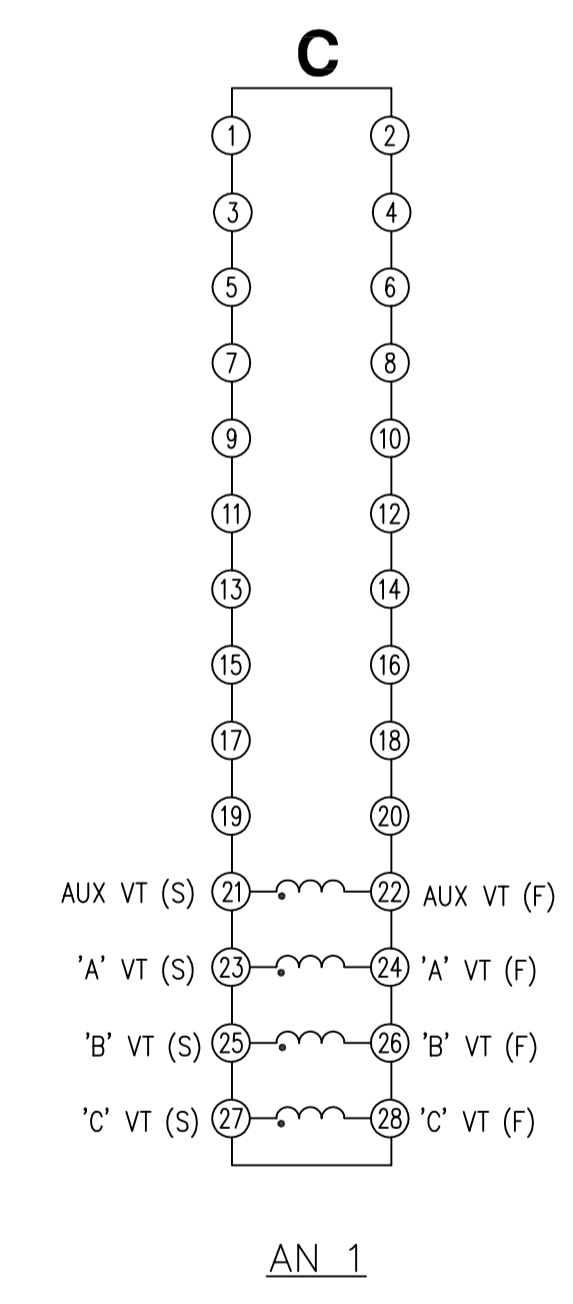
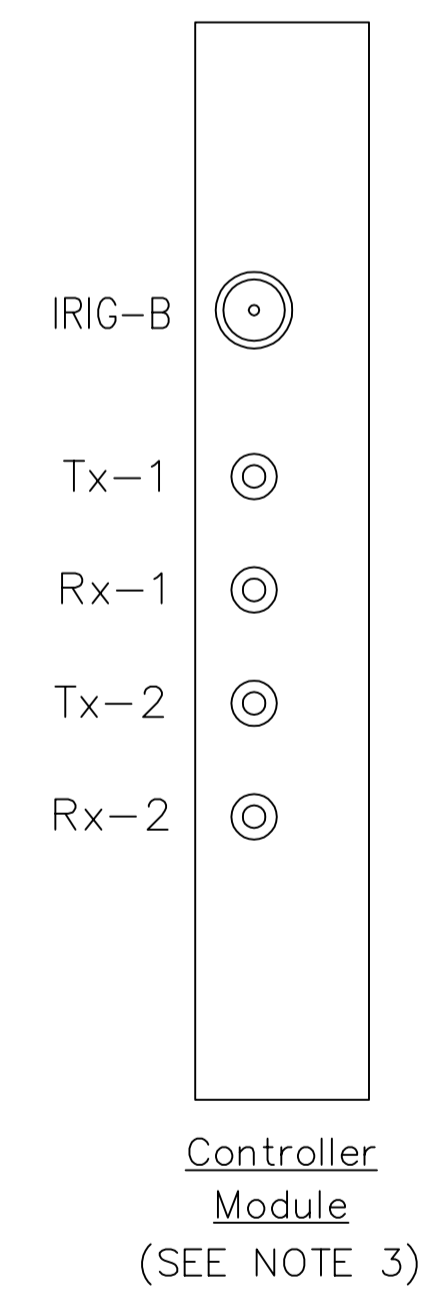


IF IN DOUBT ASK
DO NOT SCALE

NOTES
 1 TERMINALS RECOMMENDED ARE PRE INSULATED & MUST BE CRIMPED USING APPROVED TOOLING. AMP PIDG OR PLASTI GRIP FUNNEL ENTRY (RING TONGUE) FOR M4 FIXING STUD.
 SUPPLIER AMP CABLE SIZE
 AMP 342103 0.25-1.6 SQ MM
 AMP 342143 1.0-2.6 SQ MM.
 OR ANY OTHER MANUFACTURERS EQUIVALENT TERMINAL.
 2 FOR OUTLINE & DRILLING DRG SEE 2995X10008 (A4).
 3 IRIG-B & FIBRE OPTIC CONNECTORS MUST BE DISCONNECTED & FIXING NUTS REMOVED BEFORE WITHDRAWING CONTROLLER MODULE.



RELAY VIEWED FROM REAR



MODULE LABEL KEY	
ANALOGUE MODULE	AN 1
INPUT/OUTPUT MODULE	I/O 1 etc
P.S.U. & BASIC I/O MODULE	P.S.U.

ABBREVIATIONS	
CT	CURRENT INPUTS
VT	VOLTAGE INPUTS
SI	STATUS INPUTS
CO	CHANGE OVER OUTPUT CONTACTS
NO	NORMALLY OPEN OUTPUT CONTACTS
NC	NORMALLY CLOSED OUTPUT CONTACTS

FOR INFORMATION ONLY
UNCONTROLLED COPY
NOT SUBJECT TO UPDATE

MATERIAL:

Dimensions in millimetres ; Surface texture in micrometres.
 Machine where marked ✓
 For explanation of dimensions, tolerances, notes etc. see B.S.308.
 Limit on untoleranced unmachined dimensions ±
 Limits on untoleranced machined dimensions to B.S.4500;
 i.e. up to 6±0.1; over 30 to 120±0.3; over 315±0.8;
 over 6 to 30±0.2; over 120 to 315±0.5;
 General unmachined angular tolerance ±

Finish:	Title:	First used on:
Treatment:	TERMINAL ID & WIRING FOR IOTA 101 COMMON SERVICES RELAY (4xVT, 11SI,3CO,10NO) E8 CASE.	Similar Articles:
	VA TECH Reyrolle AUTOMATION, CONTROL & PROTECTION	Supersedes:
	Original Scale: NTS	Drg. No. 2761W11031

Copyright © 2005 VA TECH Reyrolle Ltd. Hebburn

1	16/11/05	CHANGE
ISSUE	DATE	NOTED

DRAWN RDW | CHECKED RDW | APPROVED RD. WATSON | DATE 16/11/05 | IE DN | OPS | PCP | Purch.Spec. | TQ | EAC | CE | STD | A1